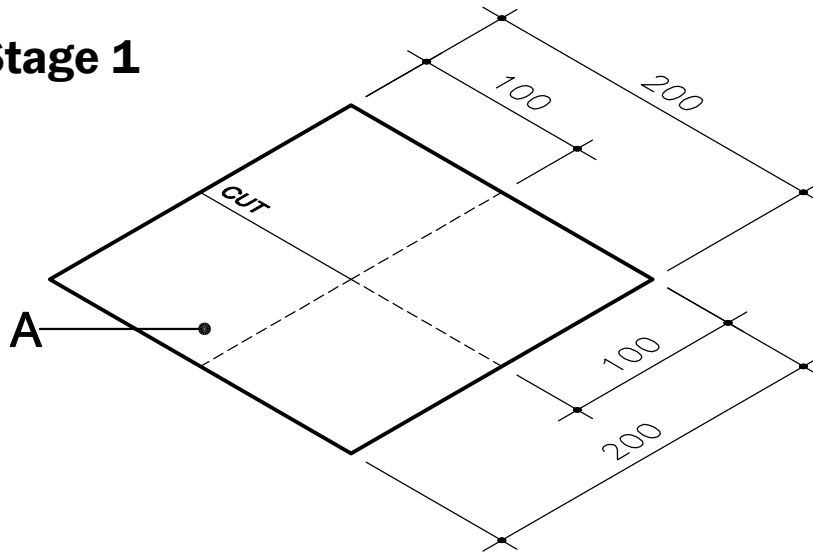
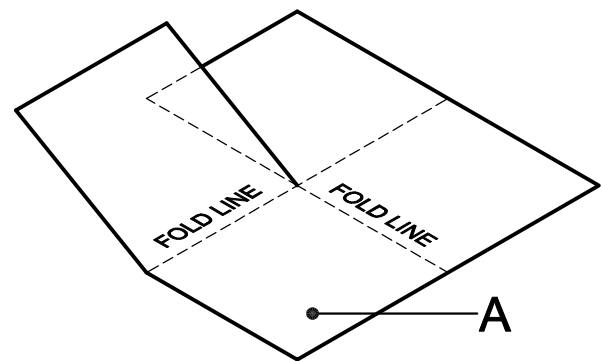


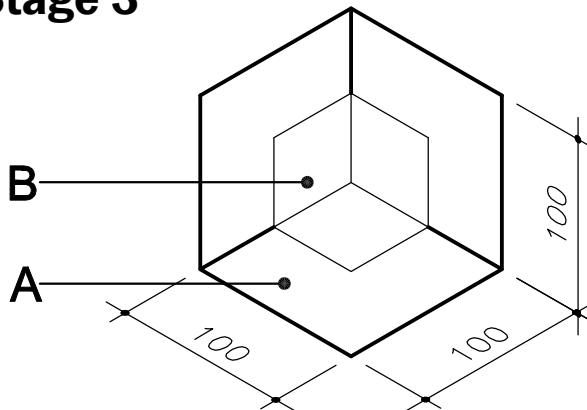
Stage 1



Stage 2



Stage 3



Materials :-

Refer to Cordek technical data sheets for full detailed material specification

A. Cordek Radon Membrane
B. Cordek Gas Resistant Self Adhesive Membrane

Notes :-

- This detail is issued for guidance purposes only, with final approval required from the designer
- Do not scale from drawing, use dimensions provided
- All laps and junctions must be fully sealed with appropriate welding techniques or jointing system
- The intended construction sequence should be considered prior to selection of the appropriate Cordek standard detail to ensure that installation is practical and achievable
- In accordance with BS8102:2009, should hydrostatic water pressure be a risk, additional waterproofing methods should be considered

Standard Detail



Tel : 01403 799600
Email : techsupport@cordek.com

Drg. Title:
Cordek Radon Protection System
Typical Site Formed Internal Corner Cloak Detail

Drawn: SP

Date: 26.06.19

Scale: NTS

Drg. No. ENG/GP/MEM/RAD/21

Rev: B